



# 40" Foldable Creeper Seat

## Operating Instructions & Parts Manual

Model  
BH2450

Capacity  
450 lbs



This is the safety alert symbol. It is used to alert you to potential personal injury hazards. Obey all safety messages that follow this symbol to avoid possible injury or death.

U.S. Patent No. 6,969,077



### **ADVERTENCIA**

- Leer, comprender, y seguir las instrucciones antes de utilizar el aparato.
- El manual de instrucciones y la información de seguridad deben estar comunicado en lengua del operador antes del uso.
- No seguir estas indicaciones puede causar daños personales o materiales.

SFA Companies  
10939 N. Pomona Ave. Kansas City, MO 64153  
sales@blackhawk-automotive.com

**Read this manual and follow all the Safety Rules and Operating Instructions before using this product.**

Printed in China  
BH2450-M0 09/09

## SAFETY and GENERAL INFORMATION

For your safety, *read, understand, and follow* the information provided with and on this folding creeper. The owner and operator shall have an understanding of this product and safe operating procedures before attempting to use. The owner and operator shall be aware that use of this product may require special skills and knowledge. Instructions and safety information shall be conveyed in the operator's native language before use of this product is authorized. Make certain that the operator thoroughly understands the inherent dangers associated with the use and misuse of the product. If any doubt exists as to the safe and proper use of this product, remove from service immediately.

**Inspect before each use.** Do not use if there are broken, bent, cracked or damaged parts (including labels). Any folding creeper that appears damaged in any way, or operates abnormally shall be removed from service immediately. If the folding creeper has been subjected to a shock load (a load dropped suddenly, unexpectedly upon it), immediately discontinue use until it has been inspected by an Blackhawk authorized service center. It is recommended that an annual inspection be done by qualified personnel. Labels and Operator's Manuals are available from manufacturer.

## PRODUCT DESCRIPTION

This device is designed to be folded in a 'Z' shape for use as a mechanics seat or unfolded for use as a mechanics creeper. It is intended to be used to support and move, along a smooth and level surface, rated capacity loads consisting of a single person weighing no more than \*450 lbs. for the purpose of performing automotive maintenance or service. This device is not intended, designed or engineered to be used for any other purpose.

\*Rated Capacity: One (1) person weighing 450 lbs. or less- includes person, tools, equipment, personal items

## SPECIFICATIONS

Model	Capacity	Seat Size	Creeper Size
BH2450	*450 lbs.	~14" x 12-1/4"	~40"



**Do not use this device for any purpose other than that for which it is expressly intended.**

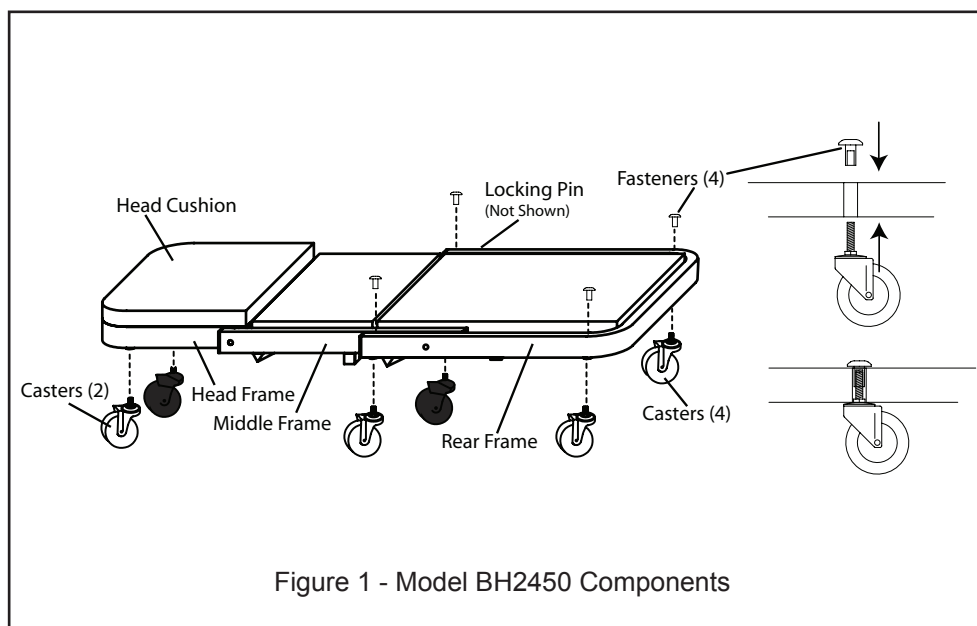


Figure 1 - Model BH2450 Components



## WARNING

### To avoid personal injury and property damage:

- Read, understand, and follow all printed materials provided with and on this product before use.
- Do not exceed rated capacity! Rated capacity is: 450 lbs. (includes person, tools, equipment, personal items).
- Sit down gently! Avoid shock loads caused by jumping or falling onto seat.
- Do not stand on seat.
- Beware of pinch and crush hazards when folding and unfolding.
- Keep out of the reach of children! This device is not appropriate for children's use.
- Use on smooth, level surfaces only.

## PREPARATION

Before beginning assembly of product, make sure all parts are present. Compare parts with package contents list and Figure 1 illustration. If any part is missing or damaged, do not attempt to assemble, install or operate the product. Contact customer service for replacement parts.

**Contents:** 1 creeper body, 6 casters, 4 fasteners

**Dimensions:** 40" X 18" X 7-1/2"

## ASSEMBLY INSTRUCTIONS (see Figure 1)

1. Carefully unfold the creeper as seen in Fig. 1.



**Keep hands away from pinch and crush points that are created while folding and unfolding!**

2. Use a suitable open-end wrench to attach the head frame casters to Head Frame. Hand tighten with open end wrench.
3. Use a 5 mm hex-key to attach the remaining casters to the Rear Frame. Insert the threaded fasteners from above, the casters from below (as seen in Fig. 1), then hand tighten with hex key.
4. Attach Parts Tray to Rear Frame channel as seen below.

## OPERATING INSTRUCTIONS (Refer to Fig. 2, 3)

Little instruction is necessary for the safe and proper use if all warning information is understood and followed.



**Keep hands away from pinch and crush points that are created during use! Be alert and sober when using this product! Never operate this equipment when under the influence of drugs or alcohol.**

### To transform creeper into seat position

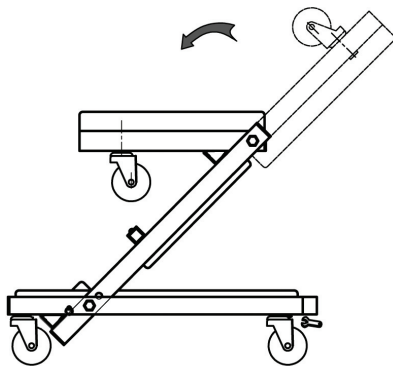


Figure 2

Step 1. Locate, then unlock the spring loaded Lock Pin by pulling out until disengaged, at the same time flip the Head Frame and Middle Frame upward and back towards the Rear Frame section until the Lock Pin can engage the Creeper Seat Locking Sleeve (Fig. 3). Ensure Lock Pin is fully engaged.

Step 2. Flip the Head Frame forward until horizontal.

### To transform seat into creeper position

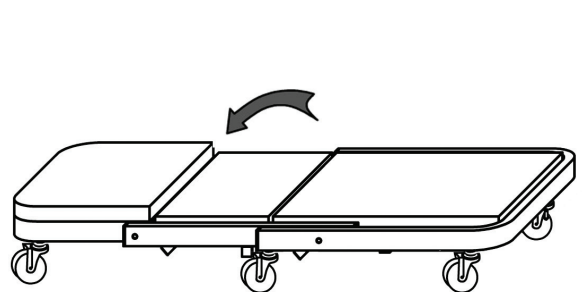


Figure 3

Step 3. Unlock the spring loaded Lock Pin by pulling out until disengaged, then reverse steps 1, 2 to convert Creeper Seat into Creeper.

## CARE AND MAINTENANCE

### MAINTENANCE

Little maintenance is required of this device. Wipe clean as needed. Use mild upholstery cleaner (not caustic) to clean seat as needed.



**Never add lubricant to casters!**

## REPLACEMENT PARTS

Not all components of the jack are replacement items, but are illustrated as a convenient reference of location and position in the assembly sequence. When ordering parts, give Model number, serial number and parts description.

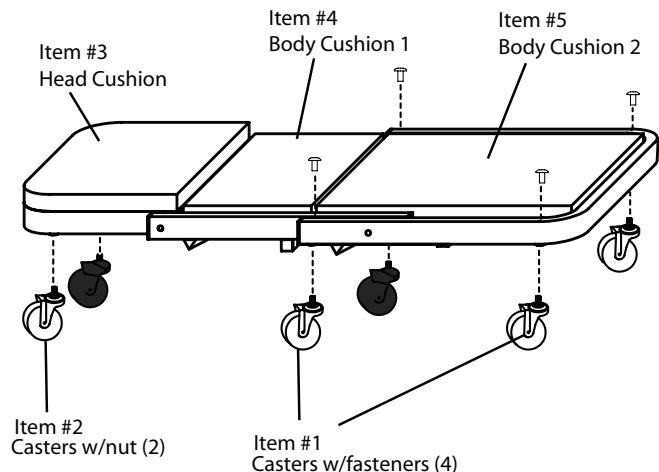
Call or write for current pricing:  
SFA Companies, 10939 N. Pomona Ave. Kansas City,  
MO 64153, U.S.A.

Tel: (816) 891-6390 Fax: (816) 891-6599 E-Mail:  
sales@blackhawk-automotive.com

## REPLACEMENT PARTS LIST

Item	Part No.	Description	Qty
1	81045-1	Caster w/ fastener	4
2	81045-1A	Caster w/ nut	2
3	81045-2BH	Head Cushion	1
4	81045-3	Body Cushion 1	1
5	81045-4	Body Cushion 2	1

### Reference



## ONE YEAR LIMITED WARRANTY

For a period of one (1) year from date of purchase, **SFA Companies** will repair or replace, at its option, without charge, any of its products which fails due to a defect in material or workmanship under normal usage. This limited warranty is a consumer's exclusive remedy.

Performance of any obligation under this warranty may be obtained by returning the warranted product, freight prepaid, to **SFA Companies** Warranty Service Department, 10939 N. Pomona Ave., Kansas City, MO 64153.

Except where such limitations and exclusions are specifically prohibited by applicable law, (1) THE CONSUMER'S SOLE AND EXCLUSIVE REMEDY SHALL BE THE REPAIR OR REPLACEMENT OF DEFECTIVE PRODUCTS AS DESCRIBED ABOVE. (2) **SFA Companies** SHALL NOT BE LIABLE FOR ANY CONSEQUENTIAL OR INCIDENTAL DAMAGE OR LOSS WHATSOEVER. (3) ANY IMPLIED WARRANTIES, INCLUDING WITHOUT LIMITATION THE IMPLIED WARRANTIES OF MERCHANTABILITY AND FITNESS FOR A PARTICULAR PURPOSE, SHALL BE LIMITED TO ONE YEAR, OTHERWISE THE REPAIR, REPLACEMENT OR REFUND AS PROVIDED UNDER THIS EXPRESS LIMITED WARRANTY IS THE EXCLUSIVE REMEDY OF THE CONSUMER, AND IS PROVIDED IN LIEU OF ALL OTHER WARRANTIES, EXPRESS OR IMPLIED. (4) ANY MODIFICATION, ALTERATION, ABUSE, UNAUTHORIZED SERVICE OR ORNAMENTAL DESIGN VOIDS THIS WARRANTY AND IS NOT COVERED BY THIS WARRANTY.

Some states do not allow limitations on how long an implied warranty lasts, so the above limitation may not apply to you. Some states do not allow the exclusion or limitation of incidental or consequential damages, so the above limitation or exclusion may not apply to you. This warranty gives you specific legal rights, and you may also have other rights, which vary from state to state.



SFA Companies  
10939 N. Pomona Ave. Kansas City, MO 64153  
816-891-6390  
sales@blackhawk-automotive.com